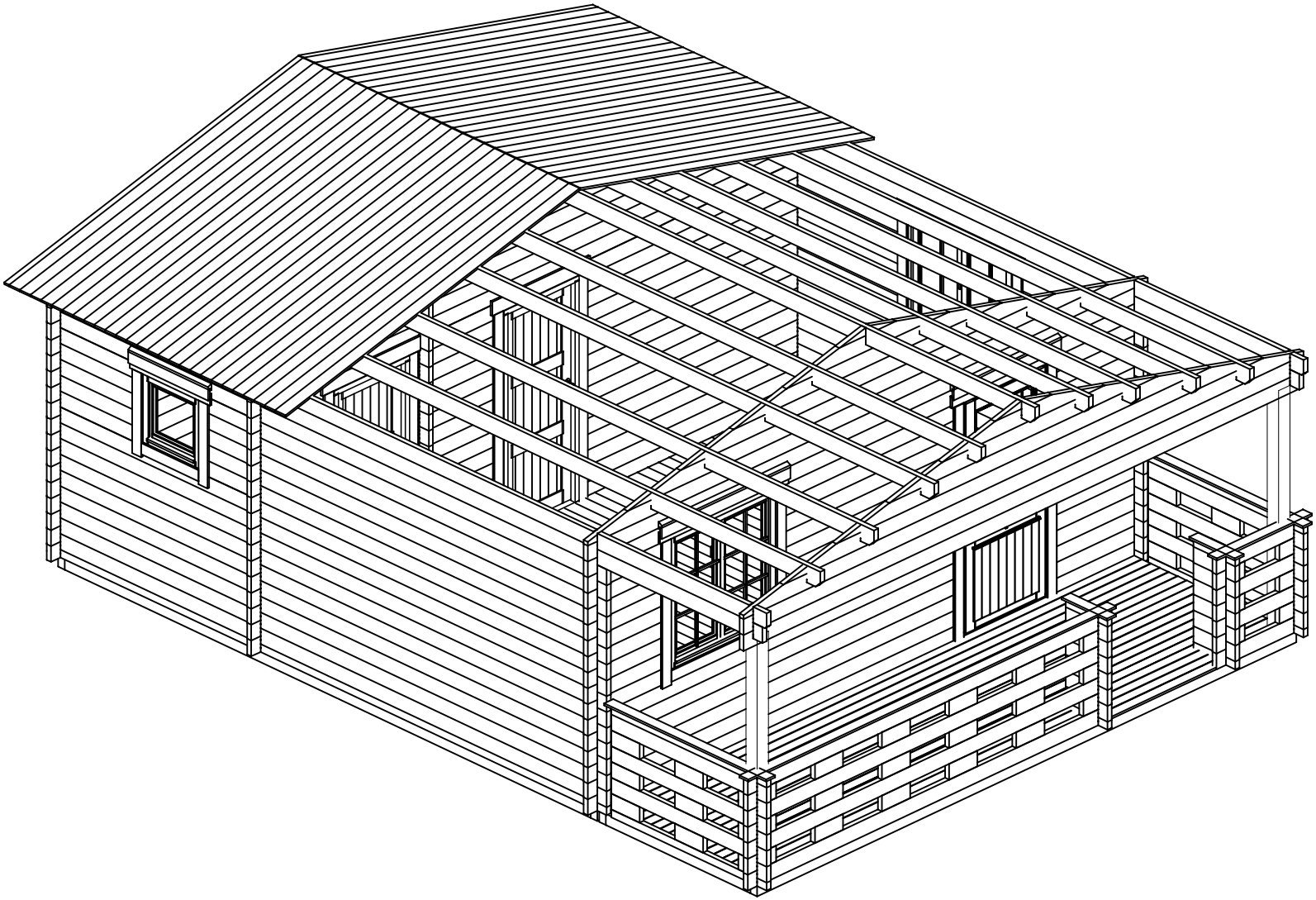

HORTON
dział architektoniczny

Name	Nice 6x6 Lux 595x595; 44		
Zeichnung/Drawing	3D		VS44_NICE6x6
Profil/Profile 4.4x13.5	Maßtab/Scale 1:30	Druck auf/ Print on A3	Datum/Date 12.06.2025

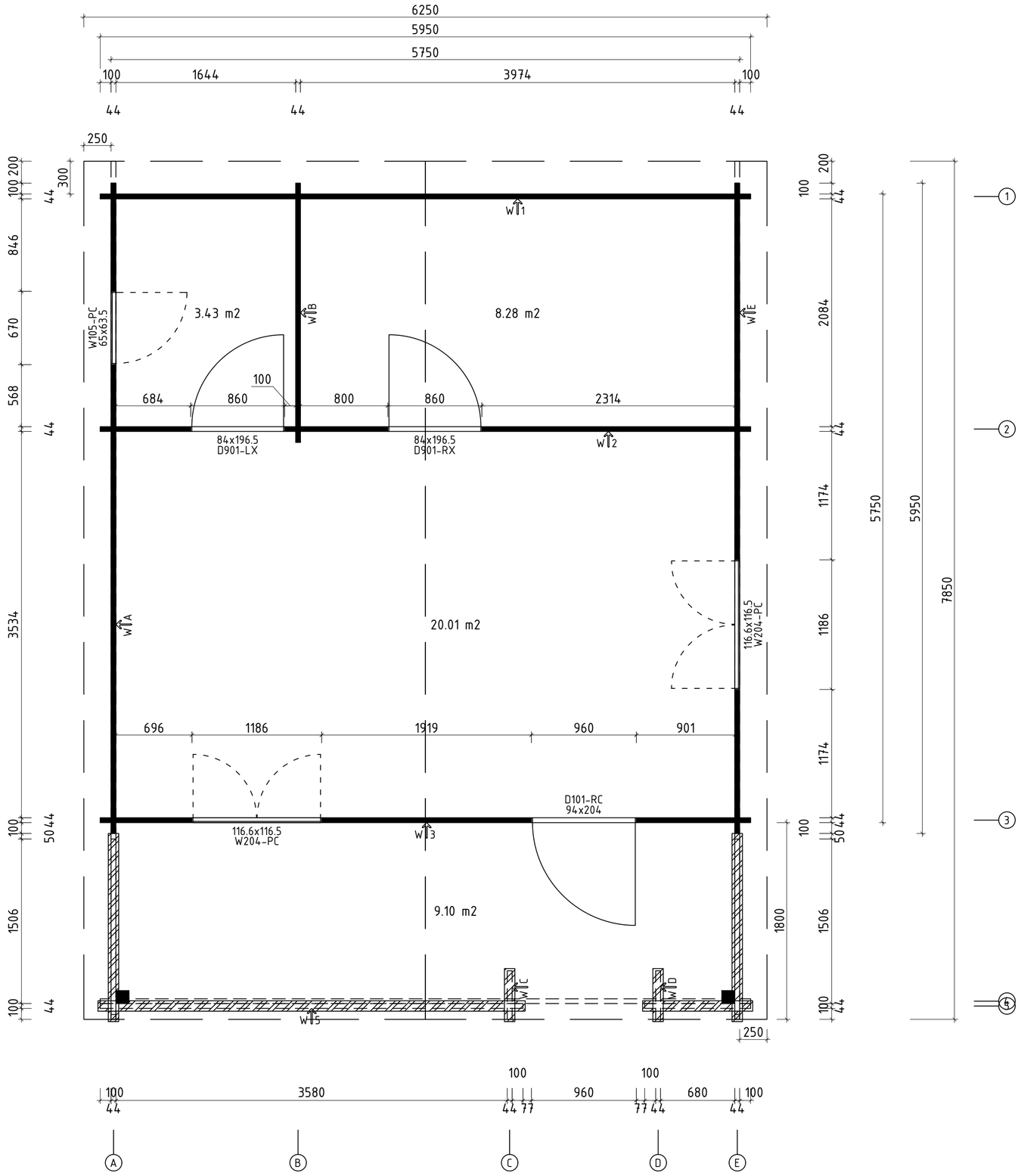

Extra Fenster / Extra window

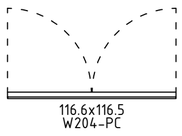

* Fenster und Türen sind mit Sprossen/
Windows and doors are with muntins

Q3– Qualitätsklasse für Fenster und Türen/
Quality class for windows and doors

HORTON
dział architektoniczny

Name	Nice 6x6 Lux 595x595; 44			
Zeichnung/Drawing	Grundplan, Plan			VS44_NICE6x6
Profil/Profile 4.4x13.5	Maßstab/Scale 1:30	Druck auf/ Print on A2		Datum/Date 12.06.2025

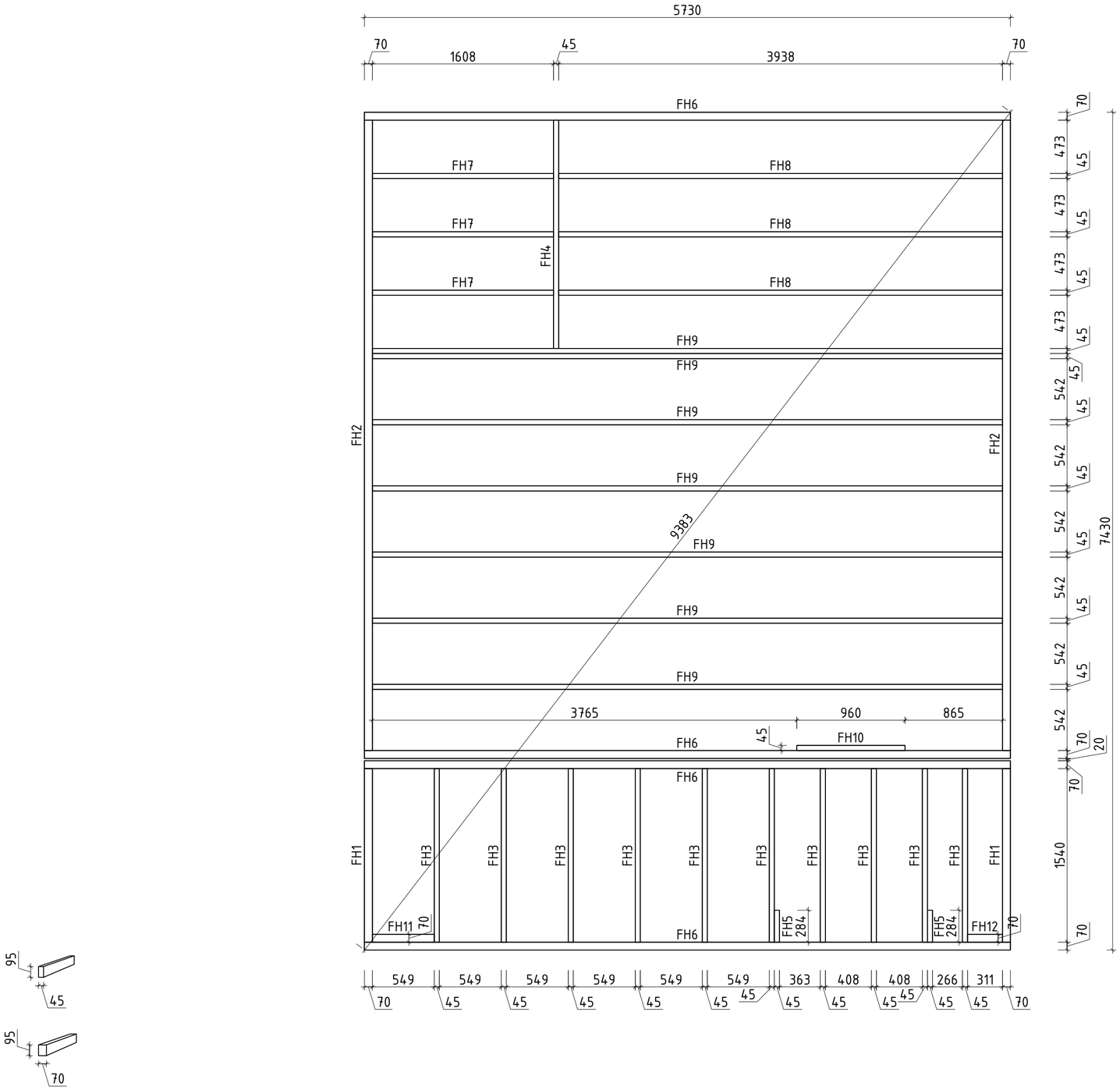

HORTON
dział architektoniczny

Name	Nice 6x6 Lux 595x595; 44		
Zeichnung/Drawing Lagerholzplan, Foundation beams			VS44_NICE6x6
Profil/Profile 4.4x13.5	Maßstab/Scale 1:30	Druck auf/ Print on A2	Datum/Date 12.06.2025

Pos	Teileliste/Specification Nice 6x6 Lux 595x595; 44	Pcs.	Profile (mm)	Length (mm)
1extra		1	44x135	5950
001	100 5662 100	1	44x135	5950
002	100 5662 100	1	44x135	5950
003	100 1644 3974 100	1	44x135	5950
004	100 1644 3974 100	1	44x135	5950
005	100 3534 2084 100	2	44x68	5950
006	100 3534 2084 100	16	44x135	5950
007	100 5662 100	1	44x135	5950
008	100 5662 100	1	44x135	5950
009	100 5662 100	1	44x135	5950
010	100 5662 100	1	44x135	5950
011	100 1644 3974 100	2	44x135	5950
012	100 1644 3974 100	17	44x135	5950
013	144 1612 3534	1	44x135	5400
014	144 1612 3534	1	44x135	5400
015	100 1612 3334	2	44x135	5134
016	1363 3693	2	44x135	5100
017		2	44x135	5100
018	100 3534 568	4	44x135	4290
019	100 3534 568	1	44x135	4290
020		2	44x135	3977
021	801 3131	2	44x135	3977
022	100 3801	6	44x135	3945
023	100 3801	1	44x135	3945
024	100 3580 100	1	44x135	3868

Kood	Nice 6x6 Lux 595x595; 44	Materjal	Leht 1/10

Pos	Teileliste/Specification Nice 6x6 Lux 595x595; 44	Pcs.	Profile (mm)	Length (mm)
025	100 3580 100	3	44x135	3868
026	1174 2084 100	1	44x135	3446
027	1174 2084 100	8	44x135	3446
028		2	44x135	2853
029	240 2570	2	44x135	2853
030	200 2084 100	2	44x135	2472
031	2314 100	15	44x135	2458
032	2084 300	1	44x135	2450
033	2084 300	1	44x135	2450
034	100 2084 100	1	44x135	2372
035	100 2084 100	19	44x135	2372
036	100 2084 100	1	44x68	2372
037		8	44x135	1919
038		4	44x135	1729
039	100 1506	2	44x68	1650
040	100 1506	6	44x135	1650
041	100 1506	2	44x68	1650
042	100 1174	9	44x135	1318
043	901 100	15	44x135	1045
044	846 100	5	44x135	990
045	100 680 100	1	44x135	968
046	100 680 100	3	44x135	968
047	100 800	15	44x135	944
048	100 696	8	44x135	840
049	100 684	15	44x135	828

Kood	Nice 6x6 Lux 595x595; 44	Materjal	Leht 2/10

Pos	Teileliste/Specification Nice 6x6 Lux 595x595; 44	Pcs.	Profile (mm)	Length (mm)
050	100 300	2	44x68	444
051	100 300	12	44x135	444
052	100 300	2	44x68	444
053		24	44x135	300
054	100156	18	44x135	300
055		8	44x67	281
FH6	FUNDAMENTHOLZ (imprägniert) - FOUNDATION BEAM (impregnated)	4	70x95	5730
FH2	FUNDAMENTHOLZ (imprägniert) - FOUNDATION BEAM (impregnated)	2	70x95	5590
FH1	FUNDAMENTHOLZ (imprägniert) - FOUNDATION BEAM (impregnated)	2	70x95	1540
FH11	FUNDAMENTHOLZ (imprägniert) - FOUNDATION BEAM (impregnated)	1	70x95	549
FH12	FUNDAMENTHOLZ (imprägniert) - FOUNDATION BEAM (impregnated)	1	70x95	310
FH9	FUNDAMENTHOLZ (imprägniert) - FOUNDATION BEAM (impregnated)	7	45x95	5590
FH8	FUNDAMENTHOLZ (imprägniert) - FOUNDATION BEAM (impregnated)	3	45x95	3938
FH4	FUNDAMENTHOLZ (imprägniert) - FOUNDATION BEAM (impregnated)	1	45x95	2025
FH7	FUNDAMENTHOLZ (imprägniert) - FOUNDATION BEAM (impregnated)	3	45x95	1608
FH3	FUNDAMENTHOLZ (imprägniert) - FOUNDATION BEAM (impregnated)	10	45x95	1540
FH10	FUNDAMENTHOLZ (imprägniert) - FOUNDATION BEAM (impregnated)	1	45x95	960
FH5	FUNDAMENTHOLZ (imprägniert) - FOUNDATION BEAM (impregnated)	2	45x95	284
HL3	HANDLAUF - HANDRAIL	1	95x18	3908
HL1	HANDLAUF - HANDRAIL	2	95x18	1720
HL4	HANDLAUF - HANDRAIL	1	95x18	1008
HL2	HANDLAUF - HANDRAIL	2	95x18	484
PF1	PFETTEN - PURLINS 144 1612 3534 78	8	44x145	5500
PF3	PFETTEN - PURLINS 144 1612 3534 78	1	44x145	5500
PF2	PFETTEN - PURLINS 78 2084 300	8	44x145	2550

Kood	Nice 6x6 Lux 595x595; 44	Materjal	Leht 3/10

Pos	Teileliste/Specification Nice 6x6 Lux 595x595; 44	Pcs.	Profile (mm)	Length (mm)
PF4	PFETTEN - PURLINS 78 2084 300	1	44x145	2550
	DACHBRETTER - ROOF BOARDS	140+2	113x18	3214
	FUSSBODENBRETTER - FLOOR BOARDS	51+2	113x18	3529
	FUSSBODENBRETTER - FLOOR BOARDS	51	113x18	2079
	TERRASSENBRETTER (imprägniert) - TERRACE BOARDS (impregnated)	18+1	90x18	5657
	FUSSBODENLEISTEN - FLOOR STRIPS √		18x40	42.0 lfm/rm
G02-1	GIEBELBRETTER - GABLE BOARDS 18x120 13.5° √	4	18x120	3294
G06-1	GIEBELDECKLEISTEN - GABLE COVER STRIPS 18x58 √	4	18x58	3294
T01-1	TRAUFENBRETTER - EAVES BOARDS 18x95	4	18x95	3925
T06-1	TRAUFENLEISTEN - EAVES STRIPS 18x40 √		18x40	16.0 lfm/rm
GS	GIEBELSEGMENT - GABLE DIAMOND	2		
A44-1	ADAPTER 44	2	80x120	945
TP1 20-1	STÜTZPFOSTE - SUPPORT POST 120x120 67.5 √	2	120x120	2005
HK2	HOLZ-KLOTZEN für verbinden der Wandbohlen - Wooden wedge for connecting the wall parts (122mm)	2		
SH	SCHLAGHÖLZER - MOUNTING PIECES	3		
NG2 550	NÄGEL - NAILS 2.5x50 Dachbretter - Roof boards	1680		
NG2 550	NÄGEL - NAILS 2.5x50 Fussbodenbretter - Floor boards	1224		
NG2 550	NÄGEL - NAILS 2.5x50 Terrassenbretter - Terrace boards	450		
SR3 030	Schrauben - Screws 3.0x30 Fussbodenleisten - Floor strips	77		
SR3 030	Schrauben - Screws 3.0x30 Traufenleisten - Eaves strips	32		
SR3 545	Schrauben - Screws 3.5x45 Giebelbretter - Gable boards	28		
SR3 545	Schrauben - Screws 3.5x45 Giebeldeckleisten - Gable cover strips	28		
SR3 545	Schrauben - Screws 3.5x45 Giebelsegment - Gable diamond	4		
SR3 545	Schrauben - Screws 3.5x45 Handlauf - Handrail	23		
SR3 545	Schrauben - Screws 3.5x45 Traufenbretter - Eaves boards	32		

Kood	Nice 6x6 Lux 595x595; 44	Materjal	Leht 4/10

Pos	Teileliste/Specification Nice 6x6 Lux 595x595; 44	Pcs.	Profile (mm)	Length (mm)
SR3545-001	Schrauben - Screws 3.5x45 Verbindungsstreifen - Connecting strip	8		
SR50100	Schrauben - Screws 5.0x100 Fundamenthölzer - Foundation beams	148		
SR5070	Schrauben - Screws 5.0x70 Stützpfoste - Support post	4		
SR5070-002	Schrauben - Screws 5.0x70 Verstellbare pfostenstütze - Post support	16		
SR62	Schrauben - Screws 6.0x140 (ASSY für Pfetten - for purlins)	27		
VS	Verbindungsstreifen für verbinden der Wandbohlen - Connecting strip for connecting the wall parts	2		
VP3	Verstellbare Pfostenstütze - Adjustable post support M20	2		
ML1	Metallstange - Metal bar	6	D10	360
KL1	Gewindestange - Threaded Rod M8	4		2000
KL2	Gewindestange - Threaded Rod M8	4		460
KV MUT M8	Mutter - Nut M8	8		
KV SEIB M8X25	U-Scheibe - Washer M8 Ø25	8		
KV MUTJ M8	Befestigungsmutter - Fixing nut M8	4		
	Achtung! Die Giebelbohlen können teilweise schon vormontiert sein! Bitte beachten - diese erscheinen nicht ganz so wie in der Teileliste beschrieben.			
	Notice! The gable pieces can be partly pre-assembled! Please notice - those differ from the description given in the specification list.			
	✓ - Bitte selber anpassen (falls nötig)! / Cut into length on site (if needed)!			

Kood	Nice 6x6 Lux 595x595; 44	Materjal	Leht 5/10

Pos	Teileliste/Specification Nice 6x6 Lux 595x595; 44	Pcs.	Profile (mm)	Length (mm)
	FENSTER/WINDOW 1166x1165 W3-D44P-06C-11661165 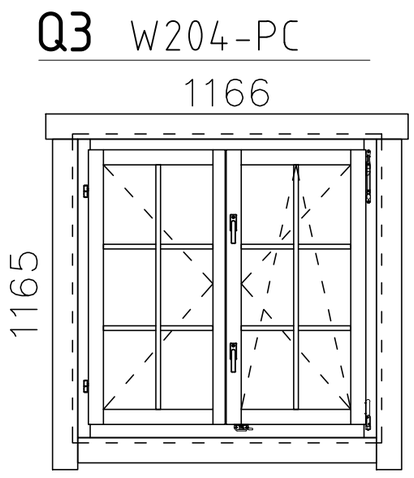 Right handed/ DIN rechts paremakäeline Clear opening/ durchgangsmaß/ ava suurus 1012×1002mm 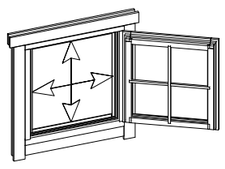 double-pane clear float glass ISO Glas 2-fach 2x klaaspakett, kirgas klaas 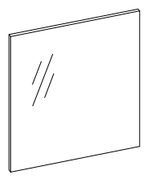	3		
PROSS H1-1	Q2-Q3-1 Muntins - Sprossen - Prossid horizontal 18x18 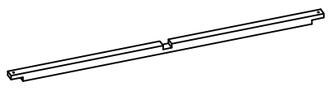	12	18x18	460
PROSS V2-1	Q2-Q3-2 Muntins - Sprossen - Prossid vertical 18x18 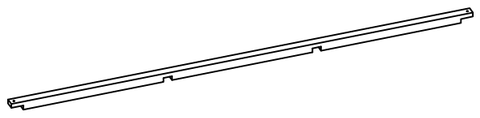	6	18x18	966
WL-1	Rain strips - Wasserleisten - Vihmaliistud 36x134 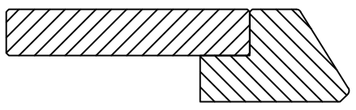	3	36x134	1366
PL3-1	Trims - Rahmenleisten - Piirdeliistud 18x95 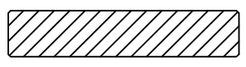 √	6	18x95	1366
PL3-2	Trims - Rahmenleisten - Piirdeliistud 18x95 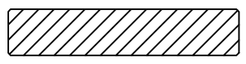 √	12	18x95	1245
PL3-3	Trims - Rahmenleisten - Piirdeliistud 18x95 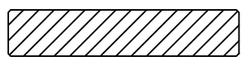 √	6	18x95	1126
SR30 22-01	3.0x20ÜP Muntins - Sprossen - Prossid 	36		
SR35 45-01	3.5x45 Trims - Rahmleisten - Piirdeliistud 	78		
SR40 60-01	4.0x60 Rain strip - Wasserleiste - Vihmaliist 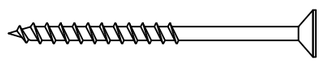	9		
AL-Q 2-Q3	Q2-Q3 Window handle - Fenstergriff - Aknalink 	6		

Pos	Teileliste/Specification Nice 6x6 Lux 595x595; 44	Pcs.	Profile (mm)	Length (mm)
	FENSTER/WINDOW 650x635 W3-S44P-0XC-06500635 Q3 W105-PC 650 635 Right handed/ DIN rechts paremakäeline Clear opening/ durchgangsmaß/ ava suurus 496×481mm double-pane clear float glass ISO Glas 2-fach 2x klaaspakett, kirgas klaas	1		
WL-2	Rain strips - Wasserleisten - Vihmaliistud 36x134	1	36x134	850
PL3-4	Trims - Rahmenleisten - Piirdeliistud 18x95 √	2	18x95	850
PL3-5	Trims - Rahmenleisten - Piirdeliistud 18x95 √	4	18x95	715
PL3-6	Trims - Rahmenleisten - Piirdeliistud 18x95 √	2	18x95	610
SR35 45-01	3.5x45 Trims - Rahmleisten - Piirdeliistud	20		
SR40 60-01	4.0x60 Rain strip - Wasserleiste - Vihmaliist	3		
AL-Q 2-Q3	Q2-Q3 Window handle - Fenstergriff - Aknalink	1		

Kood	Nice 6x6 Lux 595x595; 44	Materjal	Leht 7/10

Pos	Teileliste/Specification Nice 6x6 Lux 595x595; 44	Pcs.	Profile (mm)	Length (mm)
	TÜR/DOOR 840x1965 D0-I44L-XXX-08401965 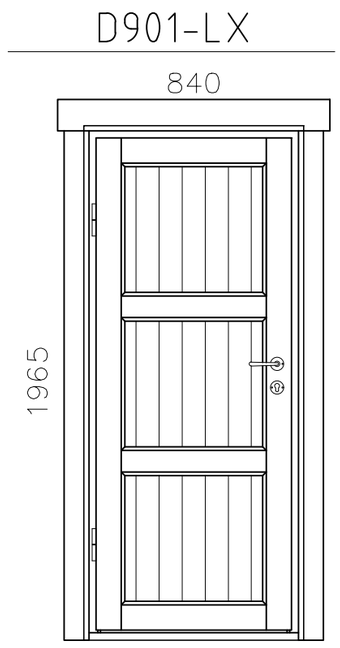 Left handed / DIN links / vasakukäeline Clear opening/ durchgangsmaß/ ava suurus 712x1873mm 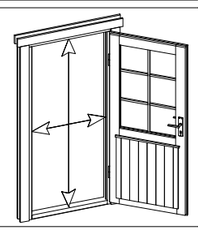	1		
PL4-1	Trims - Rahmenleisten - Piirdeliistud 18x120 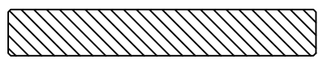 √	2	18x120	1040
PL3-7	Trims - Rahmenleisten - Piirdeliistud 18x95 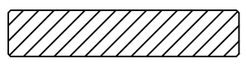 √	4	18x95	1945
SR35 47-01	3.5x45 C3 Trims - Rahmleisten - Piirdeliistud	22		
SUL-Q1-Q3	Q1-Q3 Door handle - Türgriff - Siseukse link 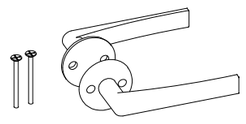	1		
SULK-Q1-Q3	Q1-Q3 Keyhole cover plate - Schlüsselloch Abdeckplatte - Võtmekilp siseuksele 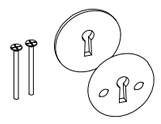	1		

Pos	Teileliste/Specification Nice 6x6 Lux 595x595; 44	Pcs.	Profile (mm)	Length (mm)
	TÜR/DOOR 840x1965 D0-I44R-XXX-08401965 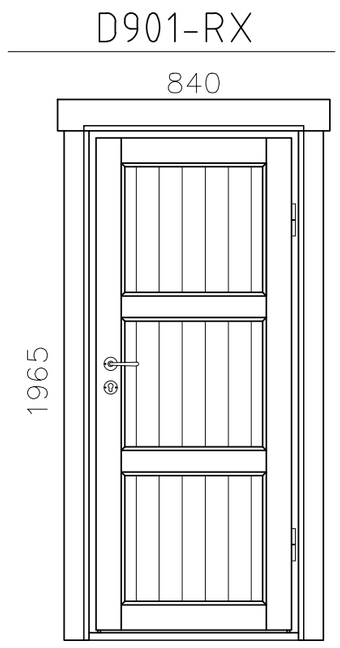 Right handed / DIN rechts / paremakäeline Clear opening/ durchgangsmaß/ ava suurus 712x1873mm 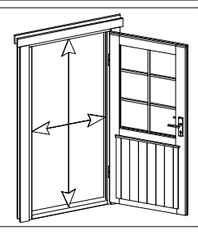	1		
PL4-1	Trims - Rahmenleisten - Piirdeliistud 18x120 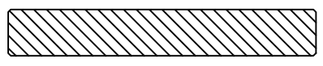 √	2	18x120	1040
PL3-7	Trims - Rahmenleisten - Piirdeliistud 18x95 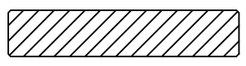 √	4	18x95	1945
SR35 47-01	3.5x45 C3 Trims - Rahmleisten - Piirdeliistud	22		
SUL-Q1-Q3	Q1-Q3 Door handle - Türgriff - Siseukse link 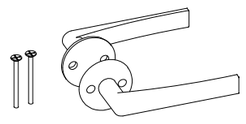	1		
SULK-Q1-Q3	Q1-Q3 Keyhole cover plate - Schlüsselloch Abdeckplatte - Võtmekilp siseuksele 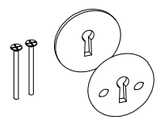	1		

Pos	Teileliste/Specification Nice 6x6 Lux 595x595; 44	Pcs.	Profile (mm)	Length (mm)
	TÜR/DOOR 940x2040 D3-S44R-56C-09402040 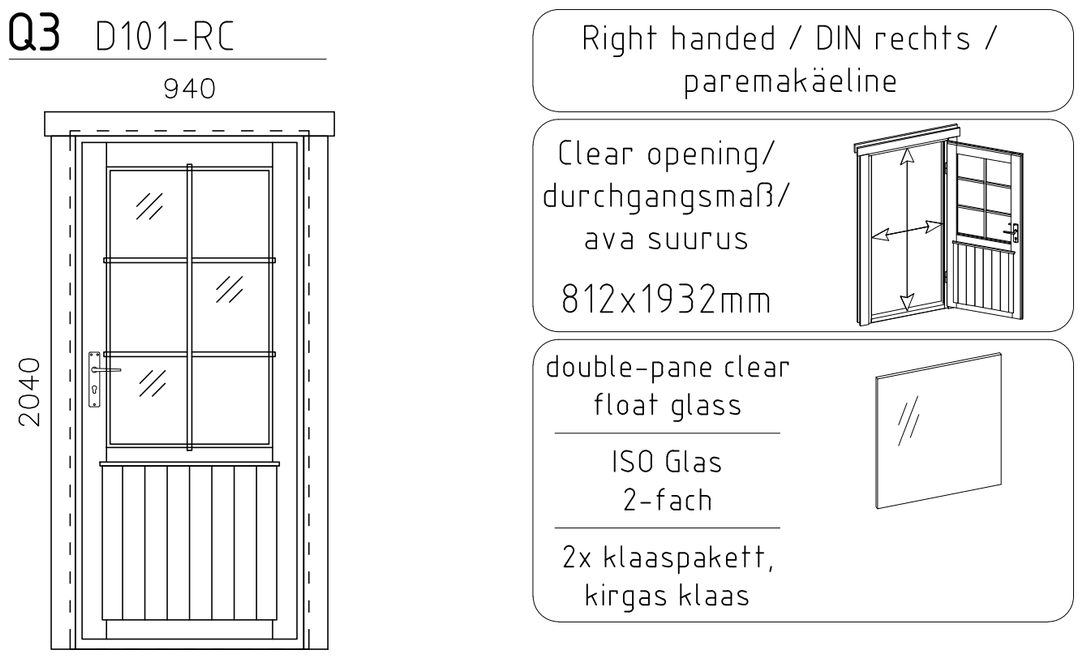 	1		
PROSS H1-2	Q2-Q3-1 Muntins - Sprossen - Prossid horizontal 18x18 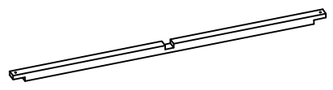	2	18x18	674
PROSS V2-2	Q2-Q3-2 Muntins - Sprossen - Prossid vertical 18x18 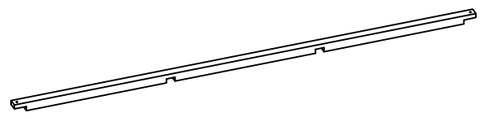	1	18x18	1125
WL-3	Rain strips - Wasserleisten - Vihmaliistud 36x134 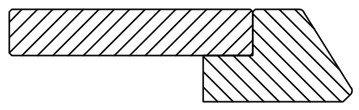	1	36x134	1140
PL3-8	Trims - Rahmenleisten - Piirdeliistud 18x95 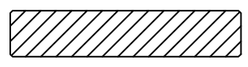 √	4	18x95	2020
PL3-9	Trims - Rahmenleisten - Piirdeliistud 18x95 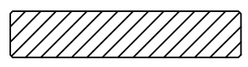 √	2	18x95	1140
SR30 22-01	3.0x20ÜP Muntins - Sprossen - Prossid	6		
SR35 45-01	3.5x45 Trims - Rahmleisten - Piirdeliistud 	22		
SR40 60-01	4.0x60 Rain strip - Wasserleiste - Vihmaliist 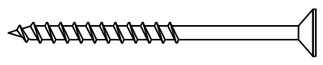	3		
UL-Q 2-Q3	Q2-Q3 Door handle - Türgriff - Ukselink 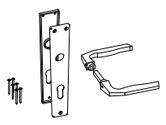	1		
LS-Q4	Q4 Cylinder lock - Zylinderschloss - Lukusüdamik 	1		

Kood	Nice 6x6 Lux 595x595; 44	Materjal	Leht 10/10

Pärlinite ühendamine / Verbinden der Pfetten / Connecting purlins

1

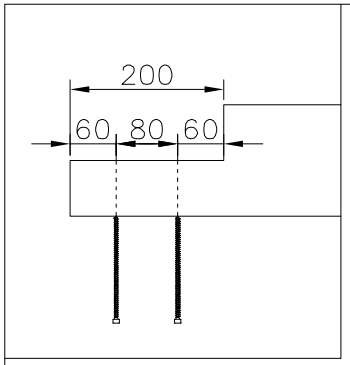

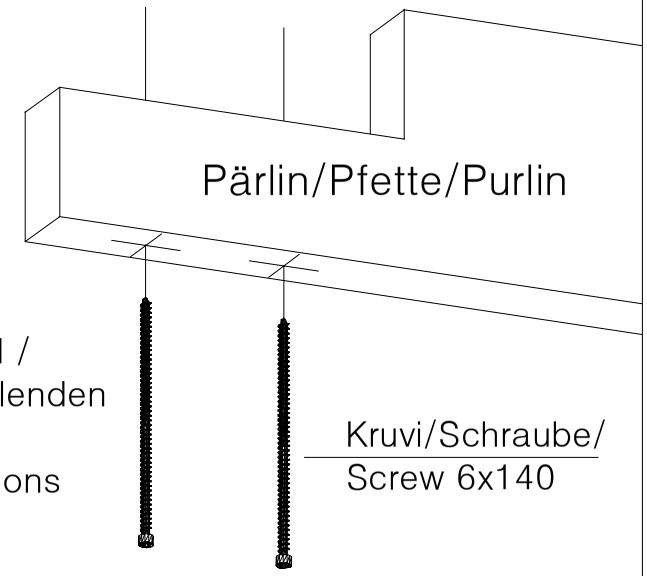

Märkige kruvide asukohad /
Markieren Sie die empfohlenden Schraubenpositionen /
Mark the suggested positions for screws

2

Keerake kruvid poole ulatuses sisse .
(Vaja läheb Assy AW30 või Torx T30 otsikut)
Drehen Sie die Schrauben bis zur Hälfte seiner Länge ein.
(Für diese Schrauben benötigen Sie einen Assy AW30 oder Innentorx T30 Schraubereinsatz)
Turn the screws up until the first half.
(These screws require Assy AW30 or Torx T30 driver bit)

3

Hoia ühendatavad pärlinid tihedalt koos /
Setzen Sie die Enden der Balken zusammen /
Keep purlins tight together

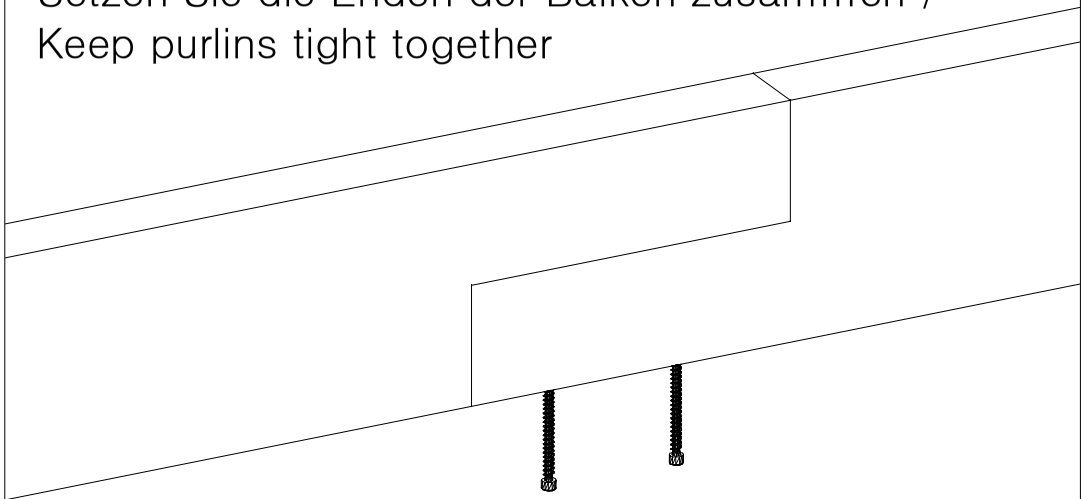

4

Keera kruvid lõpuni sisse /
Drehen Sie die Schrauben dann ganz ein /
Turn the screws up until the end

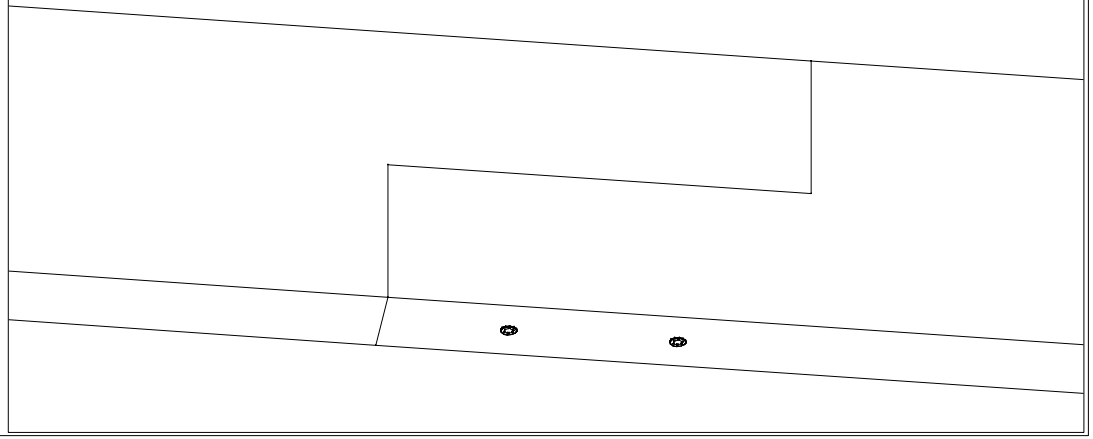

Vihmaliist / Rain strip / Wasserleiste

HORTON
dział architektoniczny

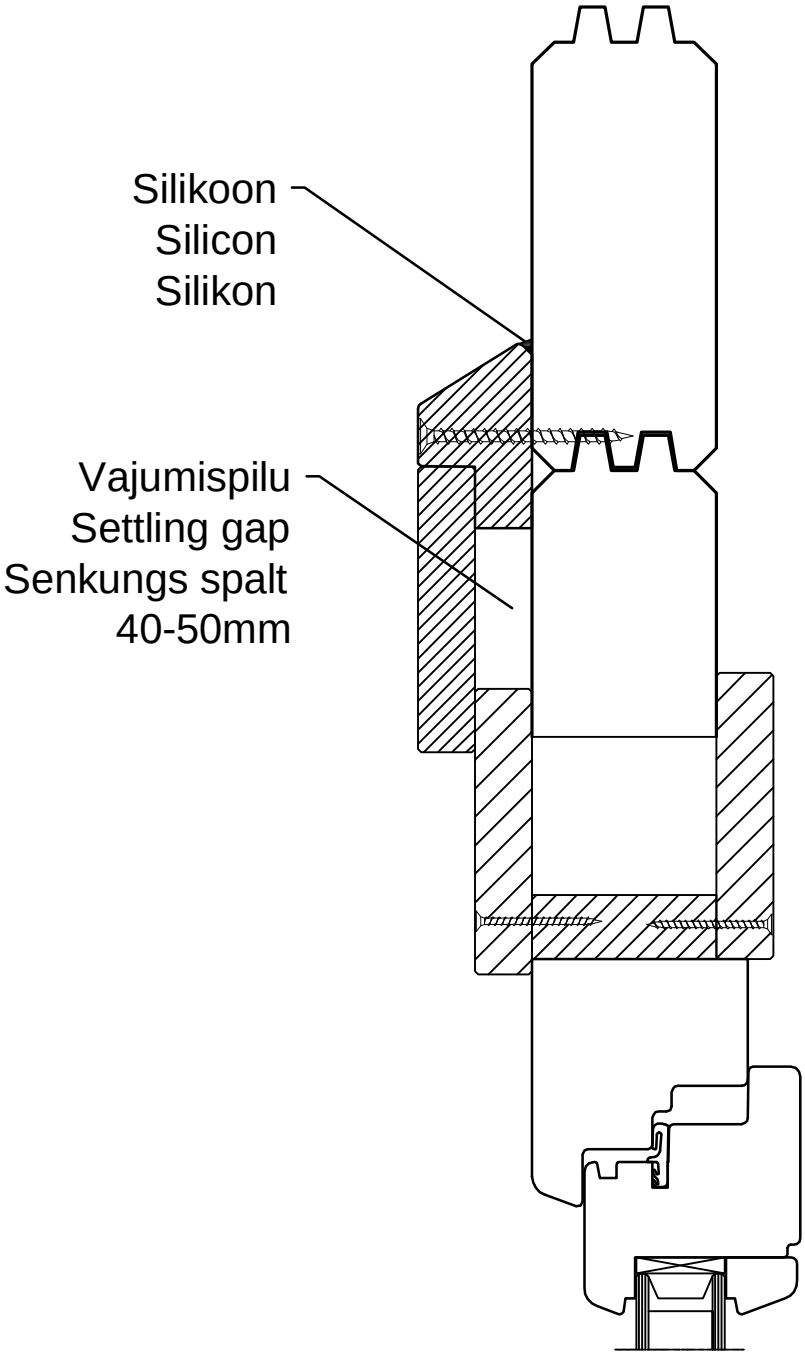

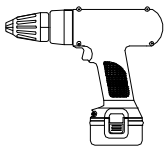

NB!
- Monteerida juhul kui ese on välja toodud maja spetsifikatsioonis!
- Install only if the item is listed in the house specification!
- Nur montieren wenn die Leiste in der Teileliste gezeigt ist!

Aken	Q4-Q6	-	paigaldusjuhis
Window	Q4-Q6	-	assembly instructions
Fenster	Q4-Q6	-	Montageanleitung

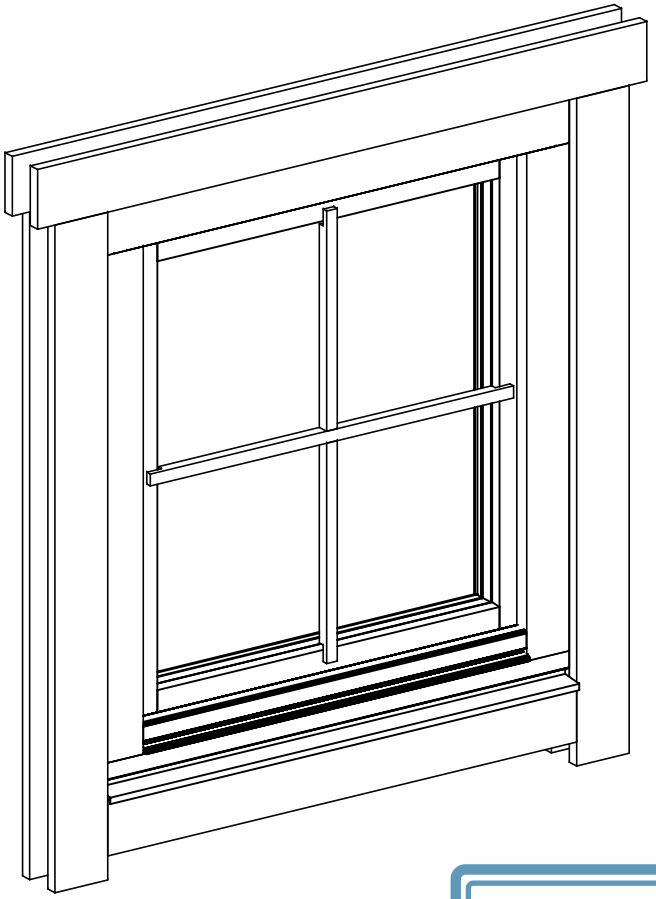

HORTON
dział architektoniczny

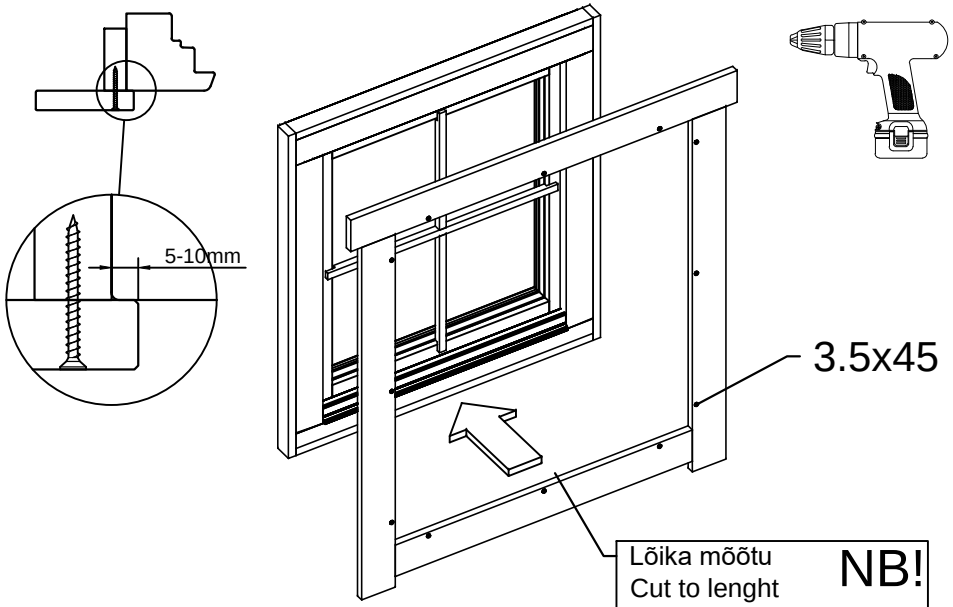

Lõika mõõtu
Cut to lenght
Absägen
- 10mm / -20mm

NB!

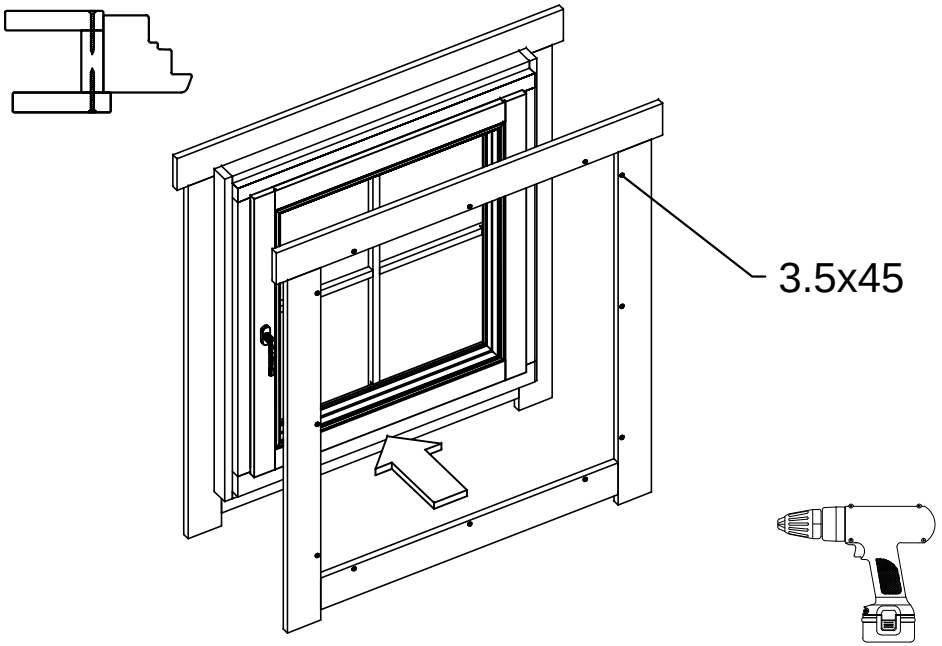

Ukse montaaž / Tür montage / Door assembly
(GH+ / SH)

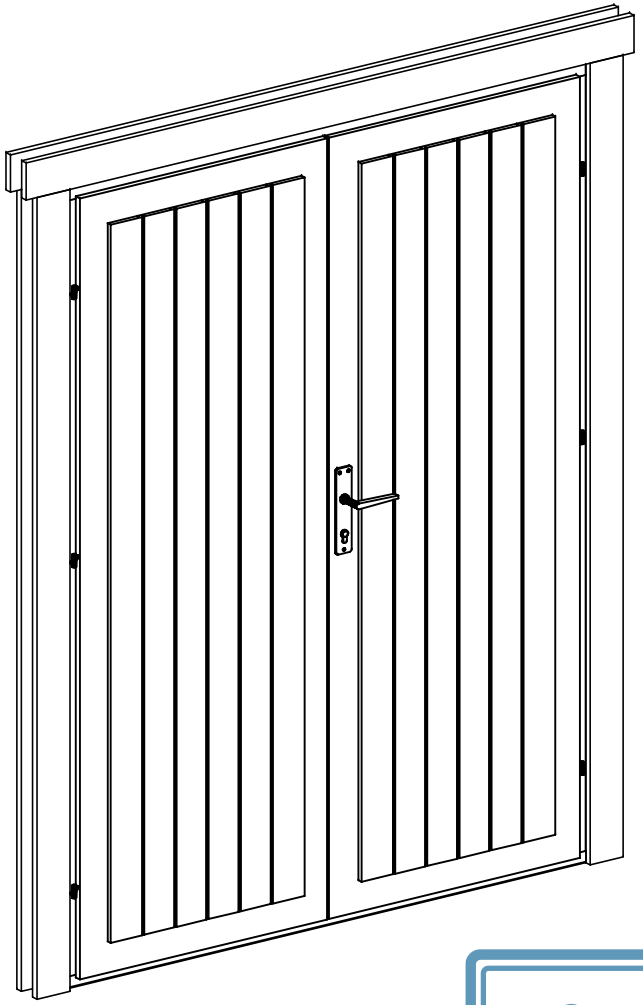

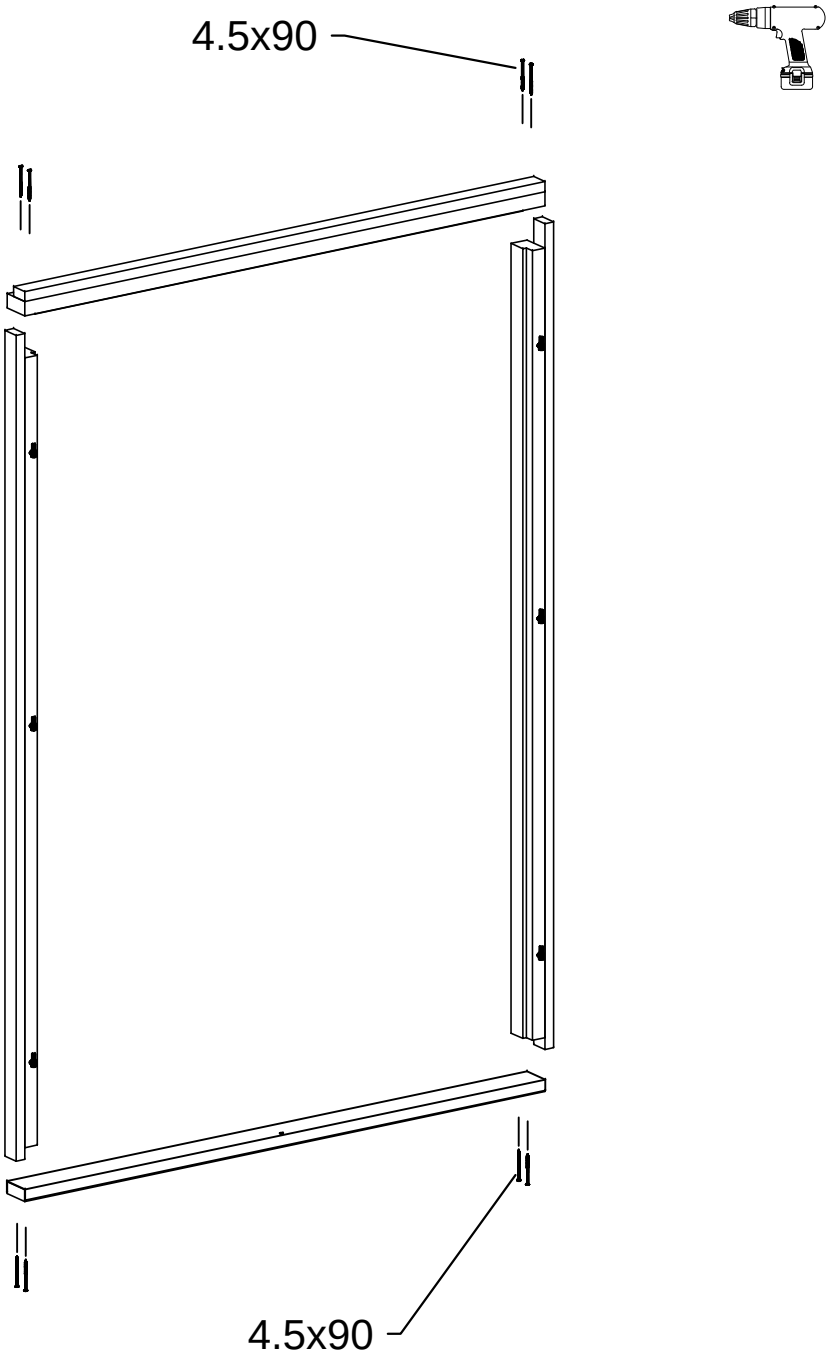

HORTON
dział architektoniczny

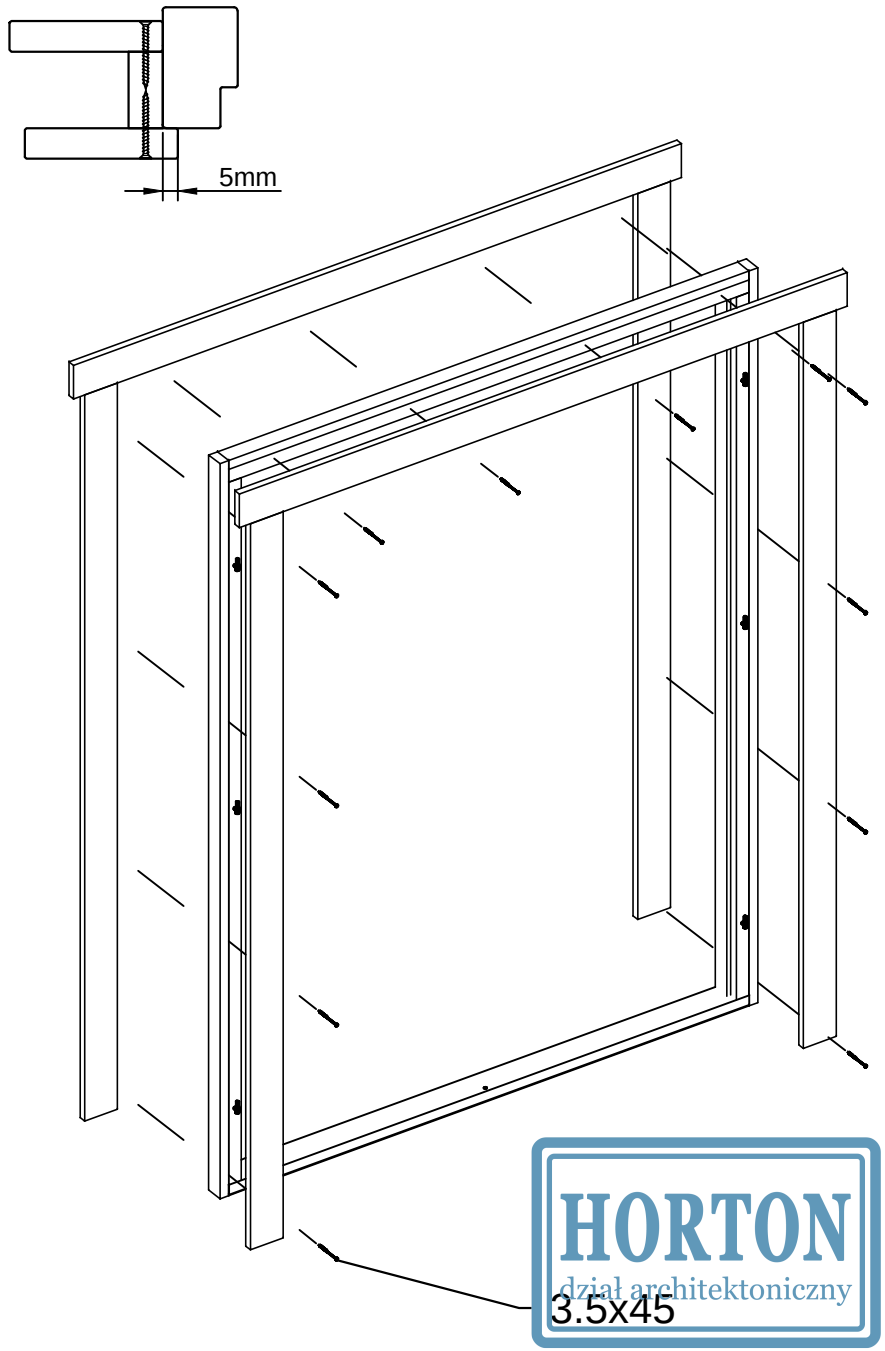

HORTON
dział architektoniczny

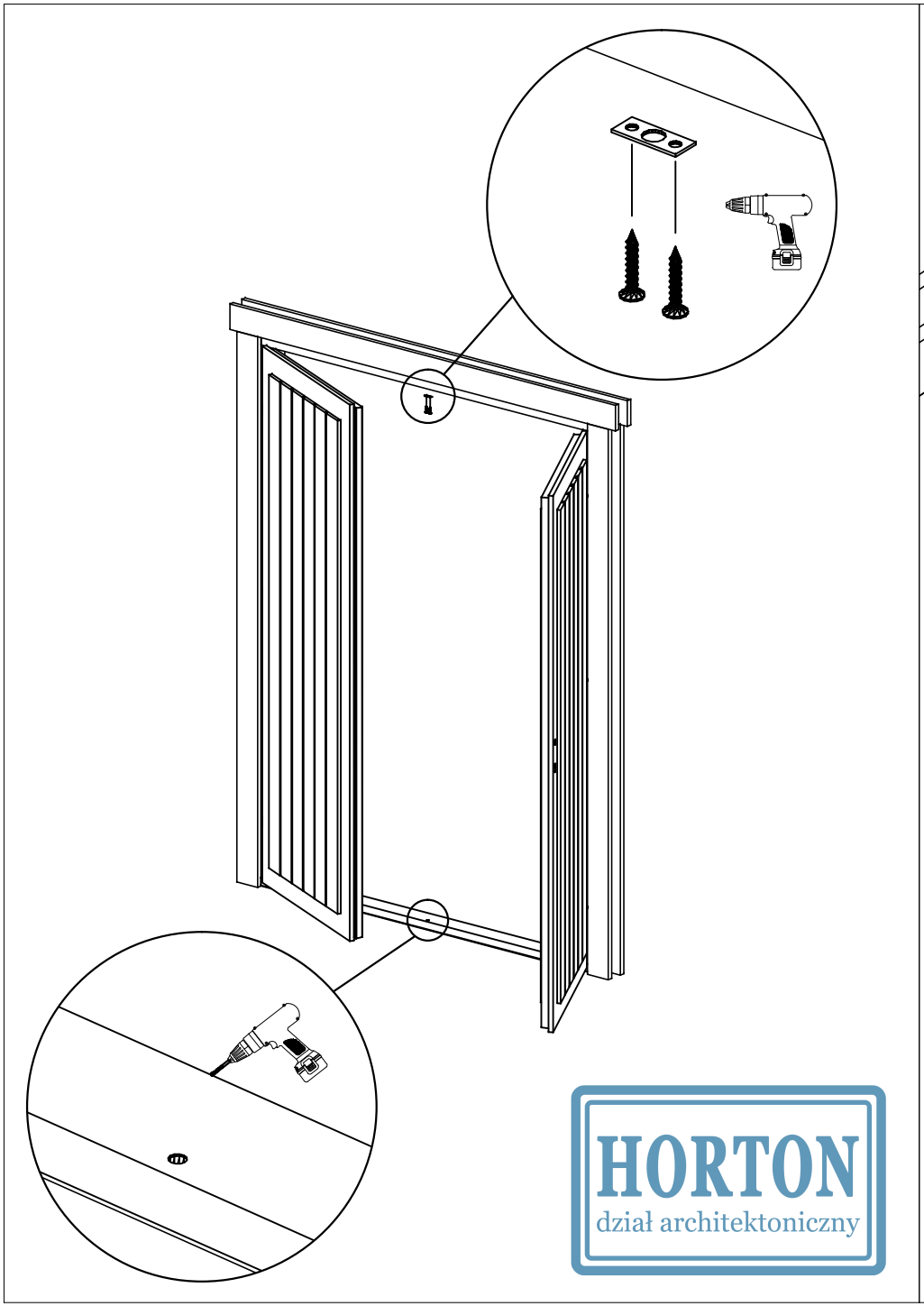

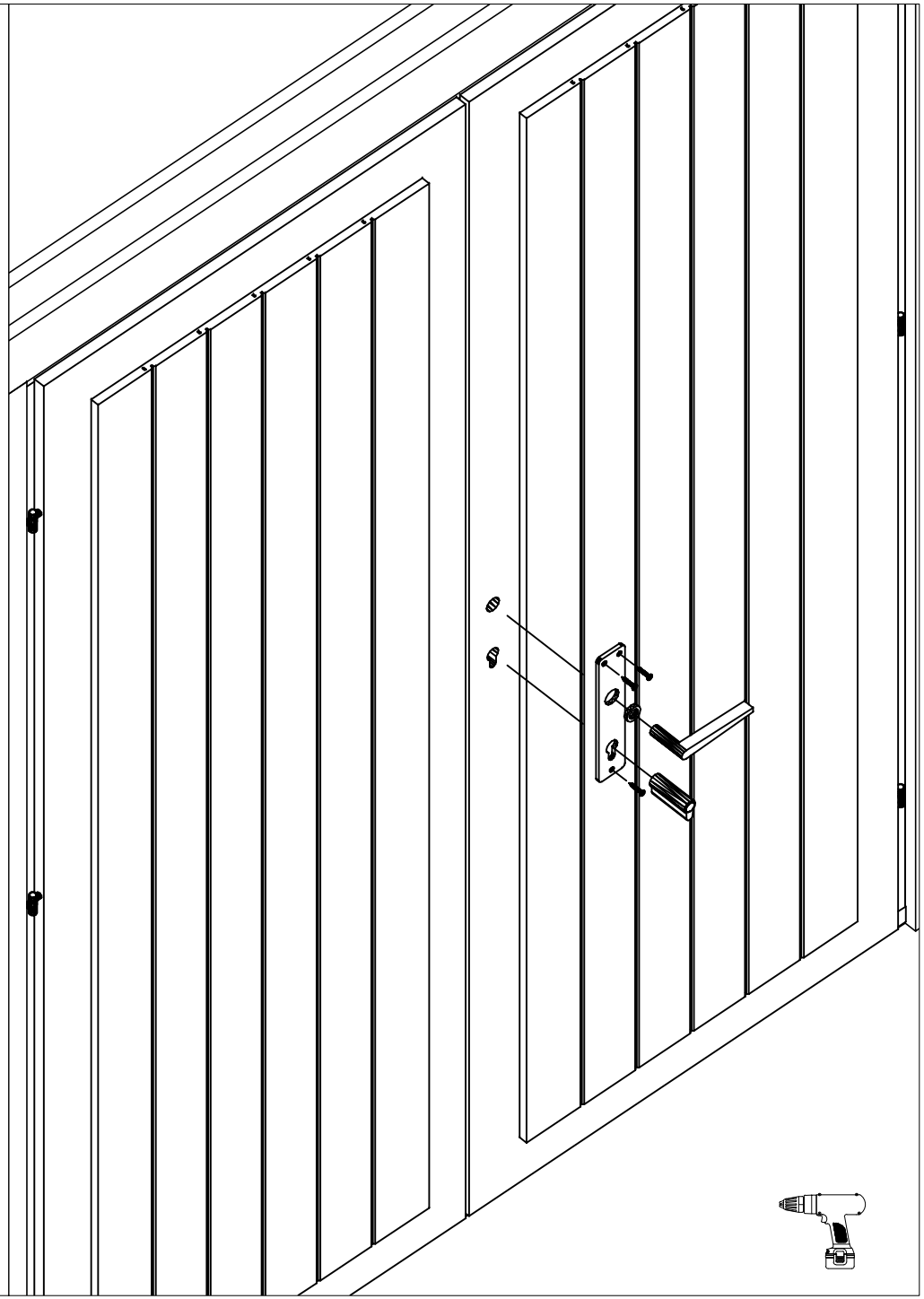

HORTON
dział architektoniczny

Vihmaliist / Head flashing / Regenschutz

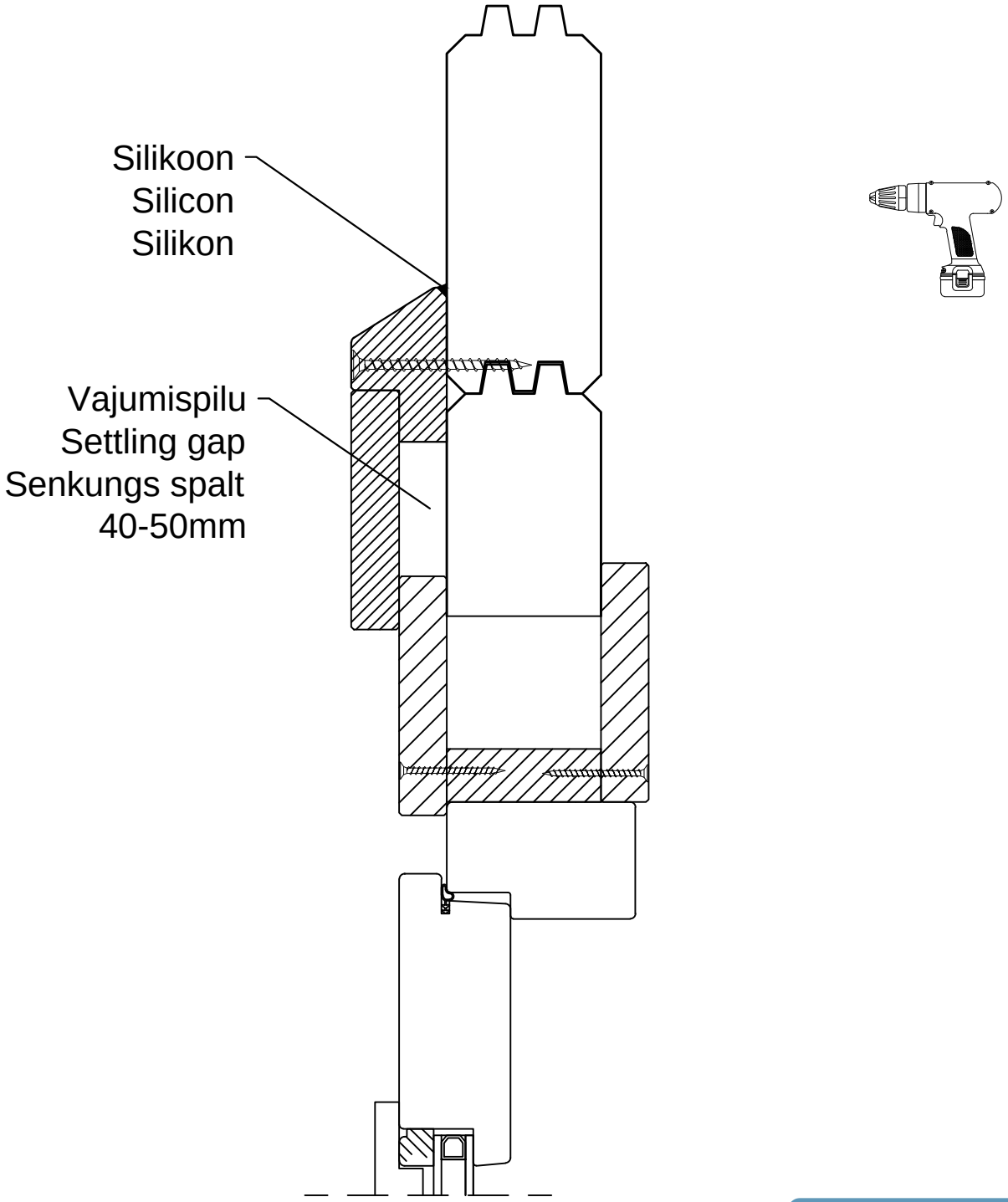

NB!
- Monteerida juhul kui ese on välja toodud maja spetsifikatsioonis!
- Install only if the item is listed in the house specification!
- Nur montieren wenn die Leiste in der Teileliste gezeigt ist!

HORTON
dział architektoniczny

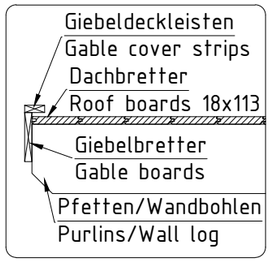



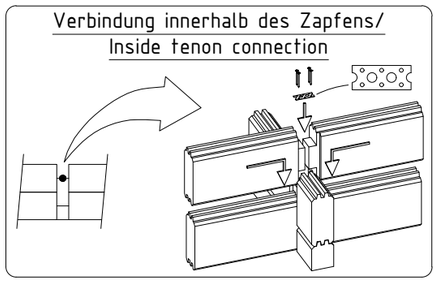



HORTON
dział architektoniczny

Name	Nice 6x6 Lux 595x595; 44		
Zeichnung/Drawing	WAND/WALL A		VS44_NICE6x6
Profil/Profile 4.4x13.5	Maßtab/Scale 1:30	Druck auf/ Print on A3	Datum/Date 12.06.2025

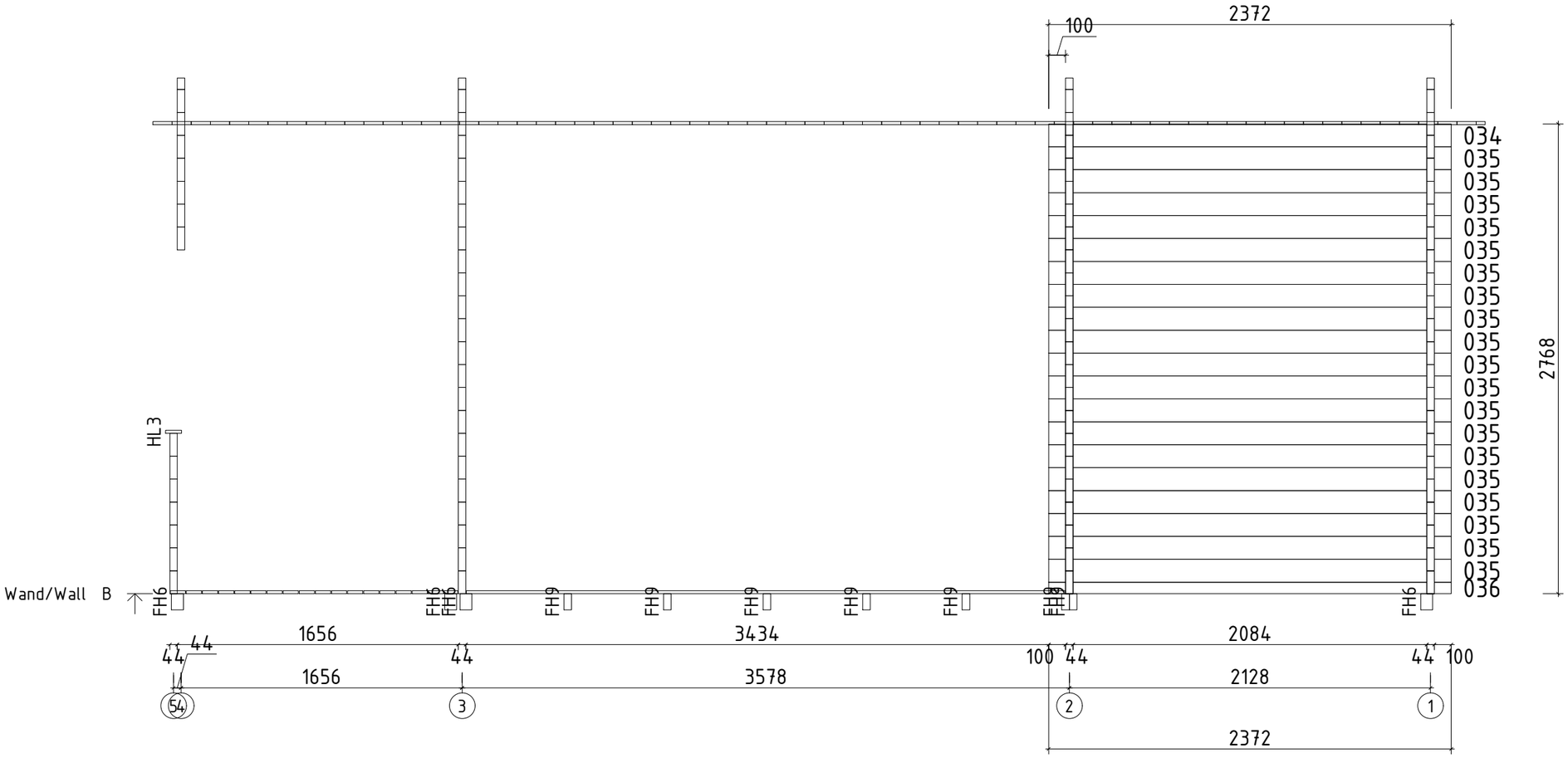

HORTON
dział architektoniczny

Name	Nice 6x6 Lux 595x595; 44		
Zeichnung/Drawing	WAND/WALL B		VS44_NICE6x6
Profil/Profile 4.4x13.5	Maßtab/Scale 1:30	Druck auf/ Print on A3	Datum/Date 12.06.2025

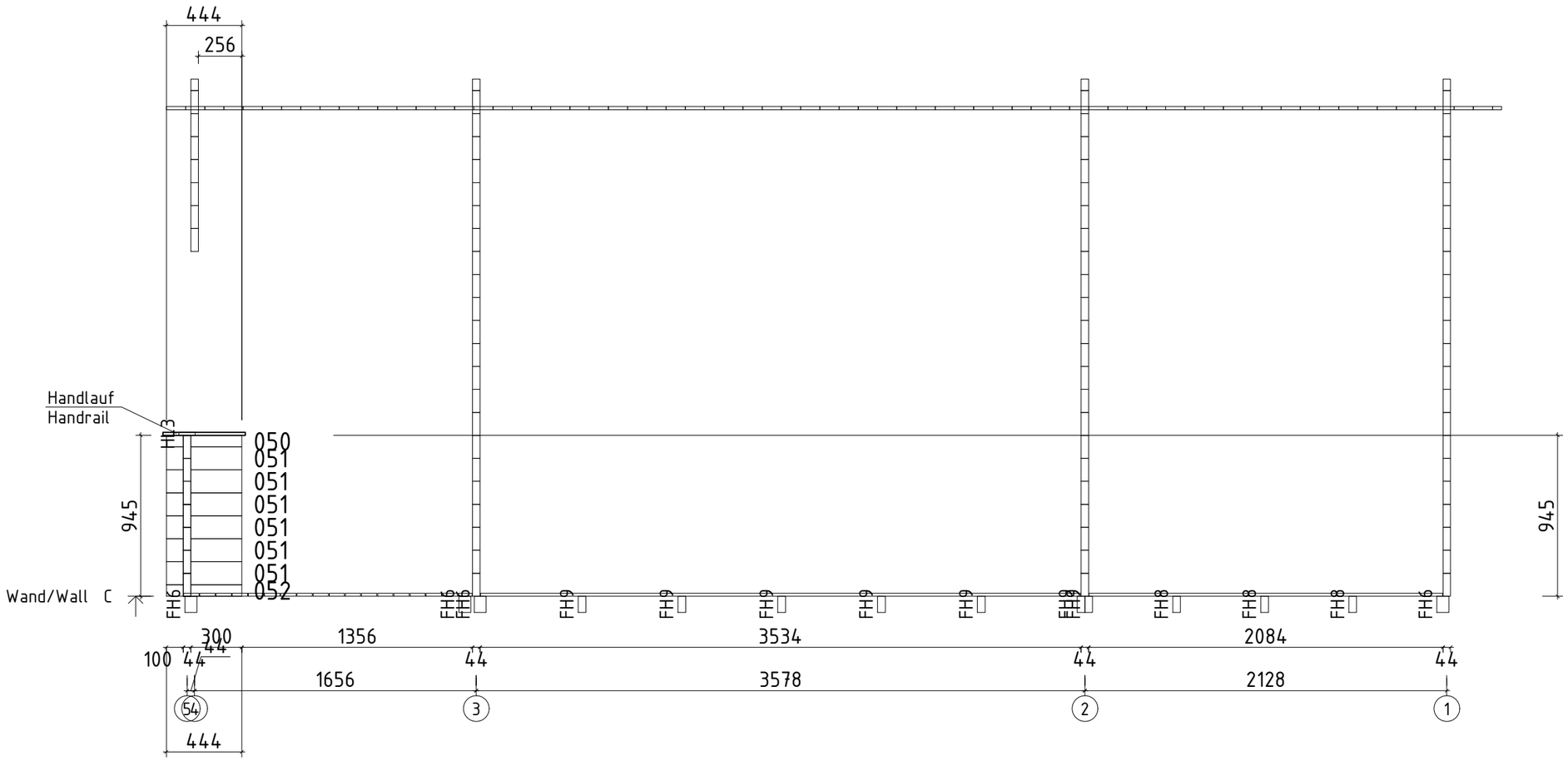

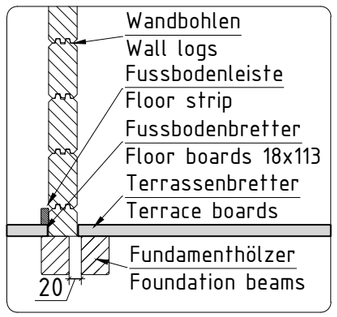

HORTON
dział architektoniczny

Name	Nice 6x6 Lux 595x595; 44			
Zeichnung/Drawing	WAND/WALL C			VS44_NICE6x6
Profil/Profile 4.4x13.5	Maßtab/Scale 1:30	Druck auf/ Print on A3		Datum/Date 12.06.2025

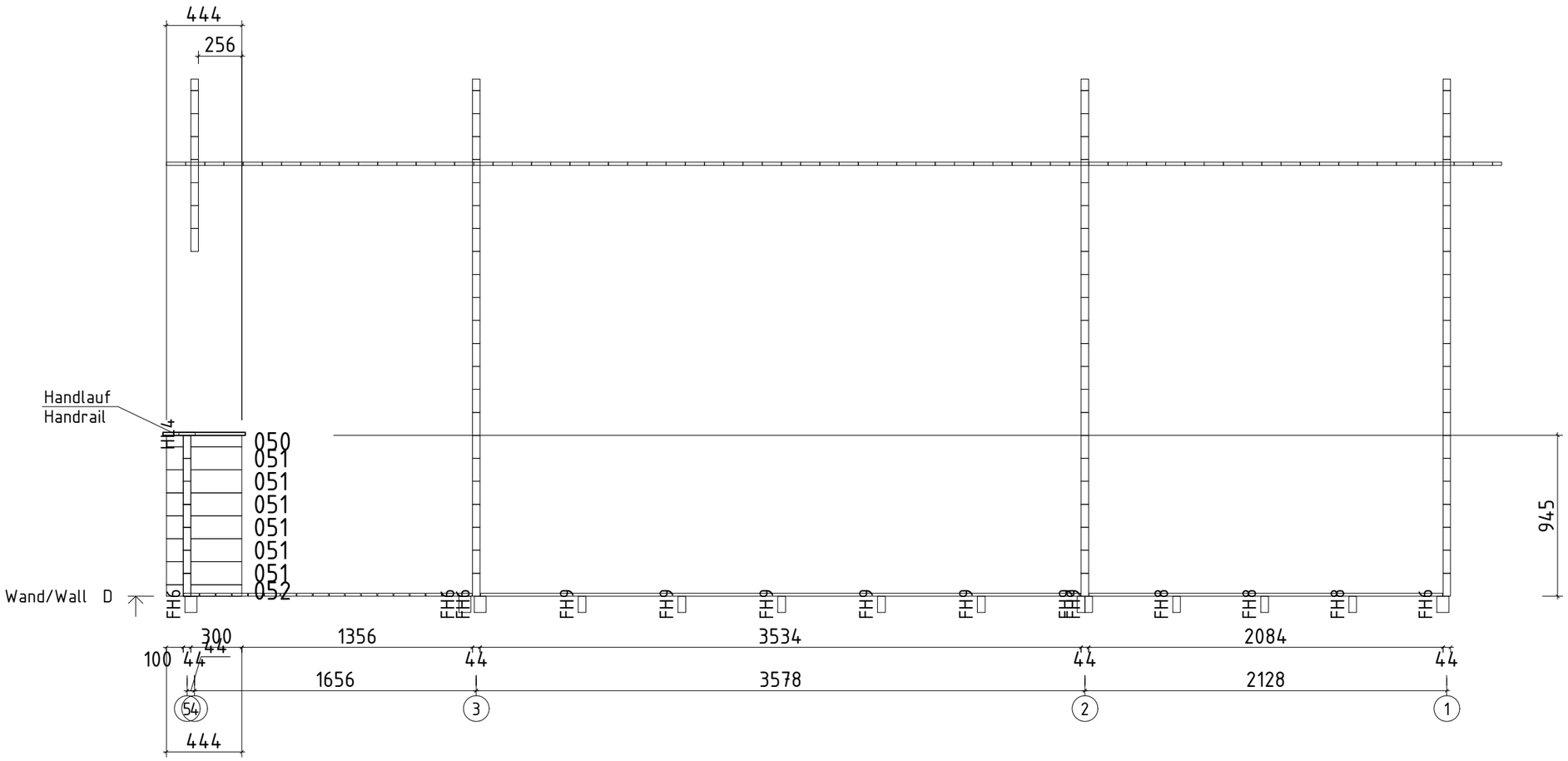

HORTON
dział architektoniczny

Name	Nice 6x6 Lux 595x595; 44			
Zeichnung/Drawing	WAND/WALL D			VS44_NICE6x6
Profil/Profile 4.4x13.5	Maßtab/Scale 1:30	Druck auf/ Print on A3		Datum/Date 12.06.2025

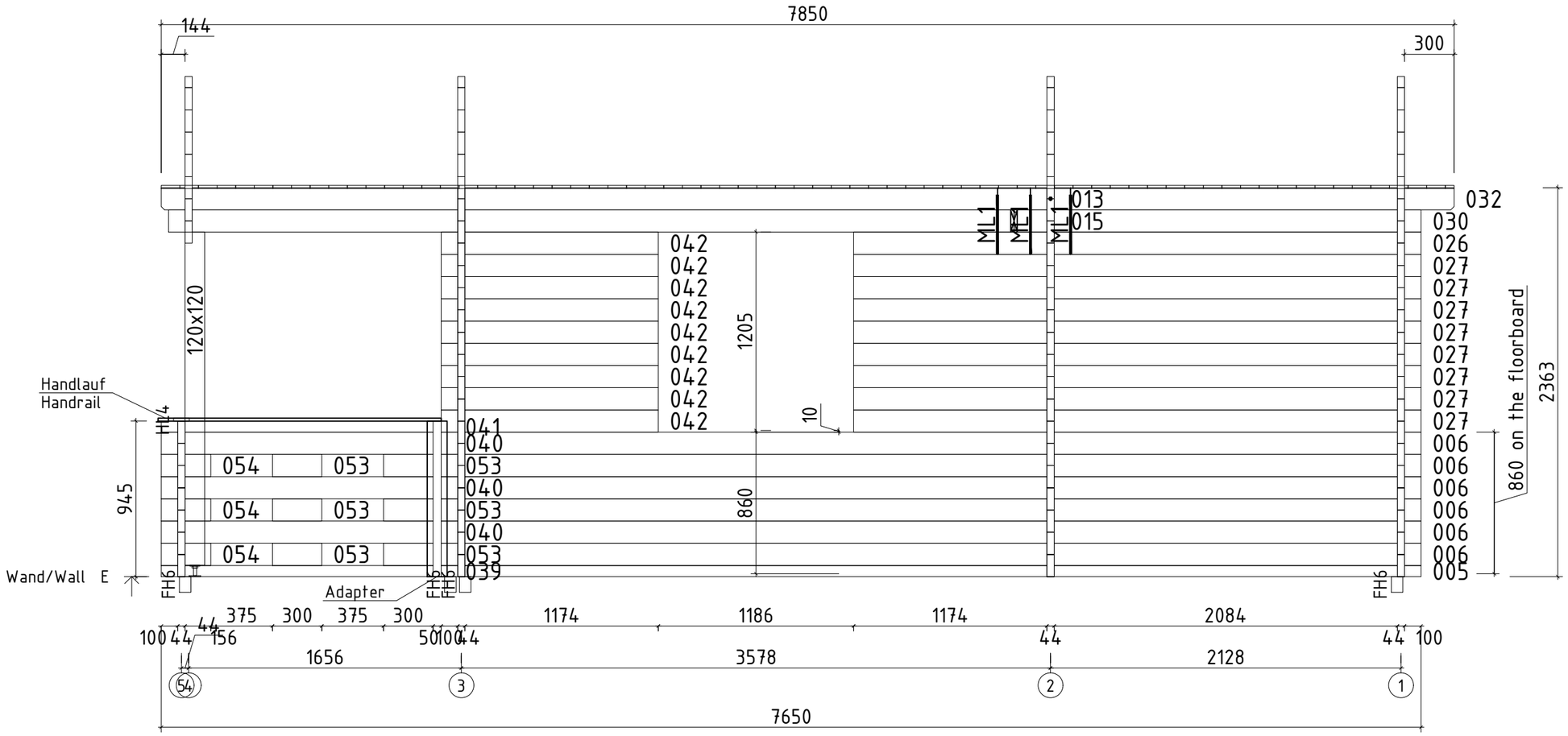

HORTON
dział architektoniczny

Name	Nice 6x6 Lux 595x595; 44		
Zeichnung/Drawing	WAND/WALL E		VS44_NICE6x6
Profil/Profile 4.4x13.5	Maßtab/Scale 1:30	Druck auf/ Print on A3	Datum/Date 12.06.2025

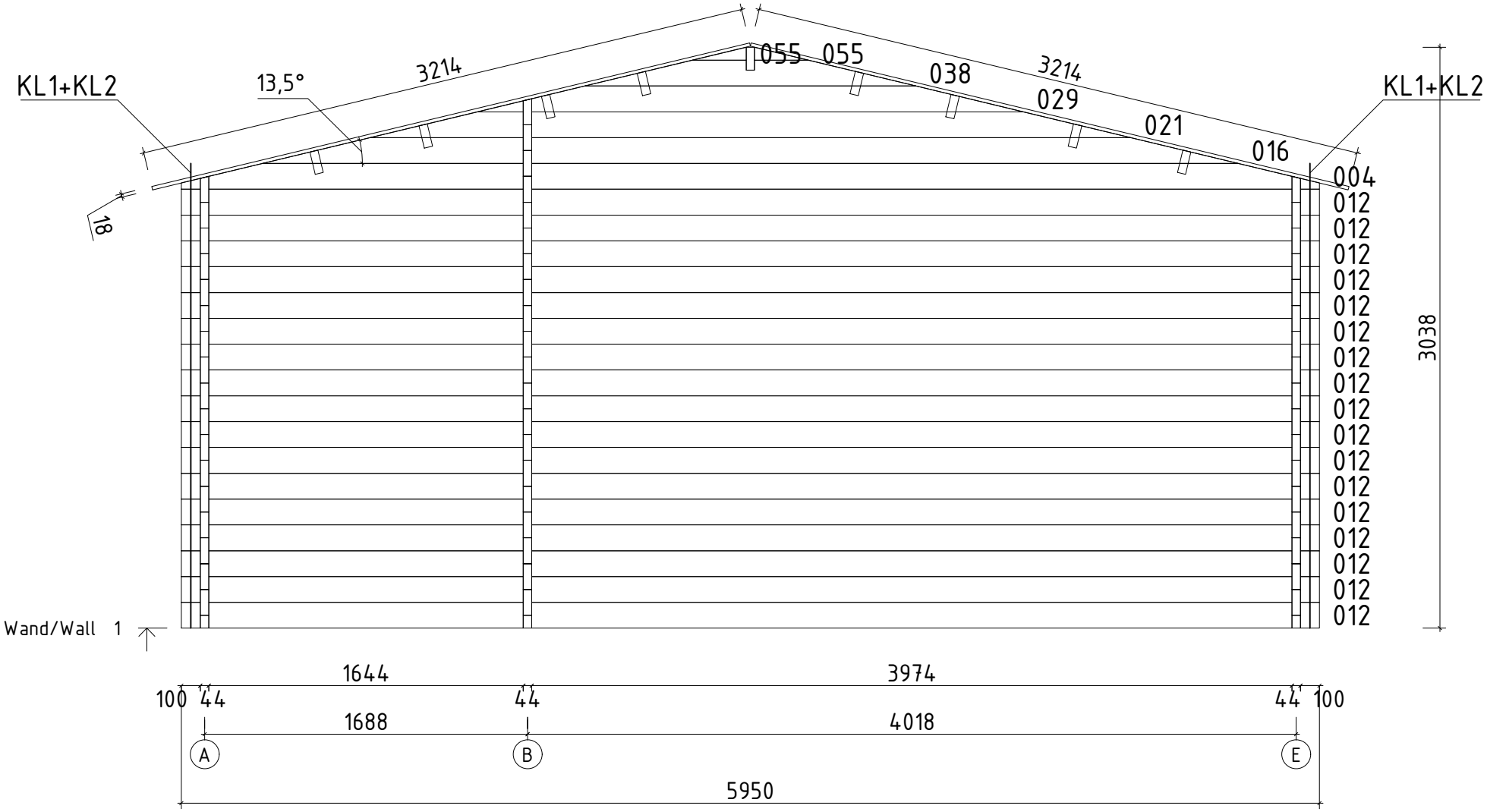

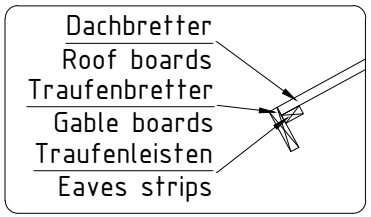

HORTON
dział architektoniczny

Name	Nice 6x6 Lux 595x595; 44		
Zeichnung/Drawing	WAND/WALL 1		VS44_NICE6x6
Profil/Profile 4.4x13.5	Maßtab/Scale 1:30	Druck auf/ Print on A4	Datum/Date 12.06.2025

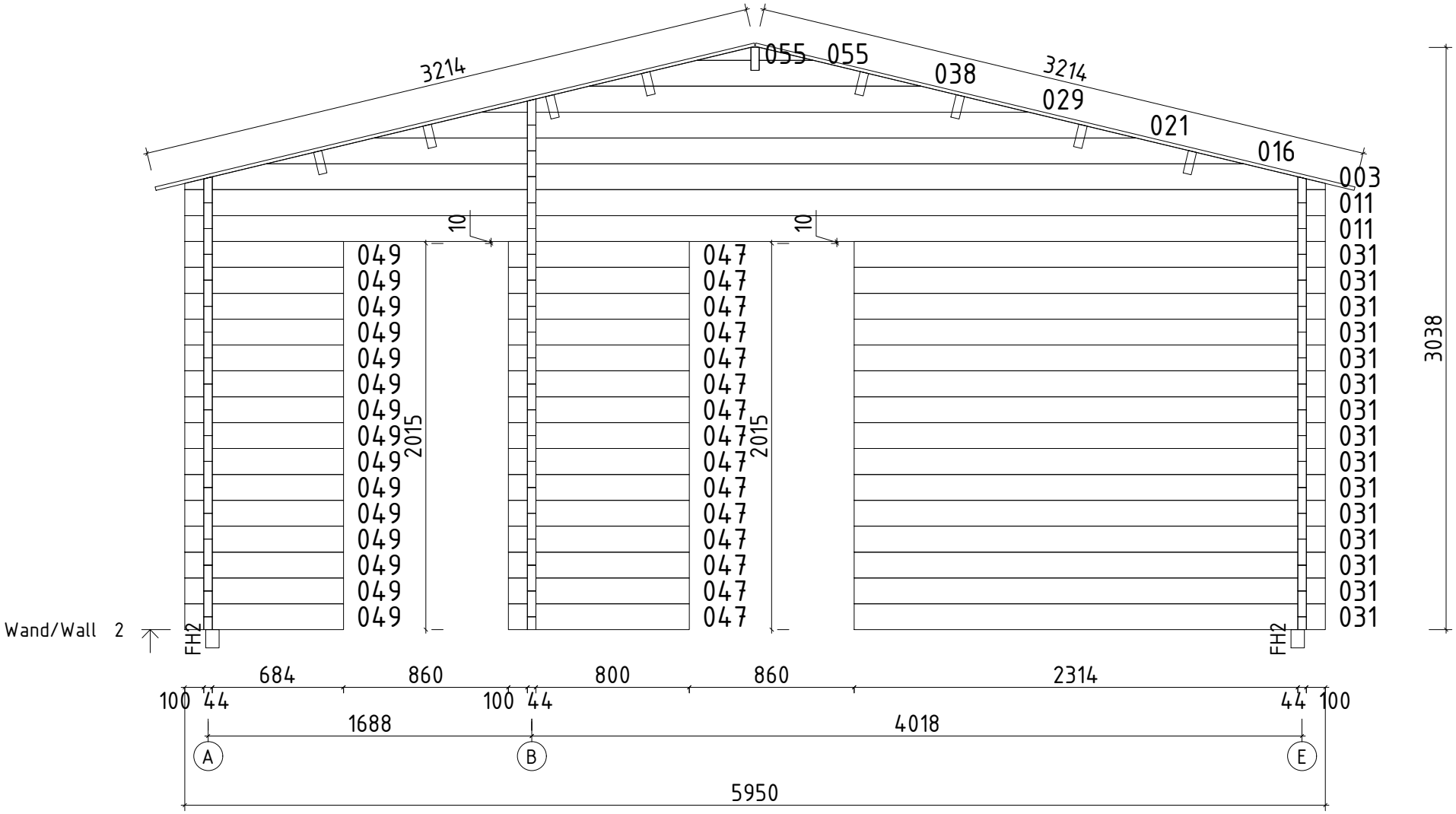

HORTON
dział architektoniczny

Name	Nice 6x6 Lux 595x595; 44		
Zeichnung/Drawing	WAND/WALL 2		VS44_NICE6x6
Profil/Profile 4.4x13.5	Maßtab/Scale 1:30	Druck auf/ Print on A4	Datum/Date 12.06.2025

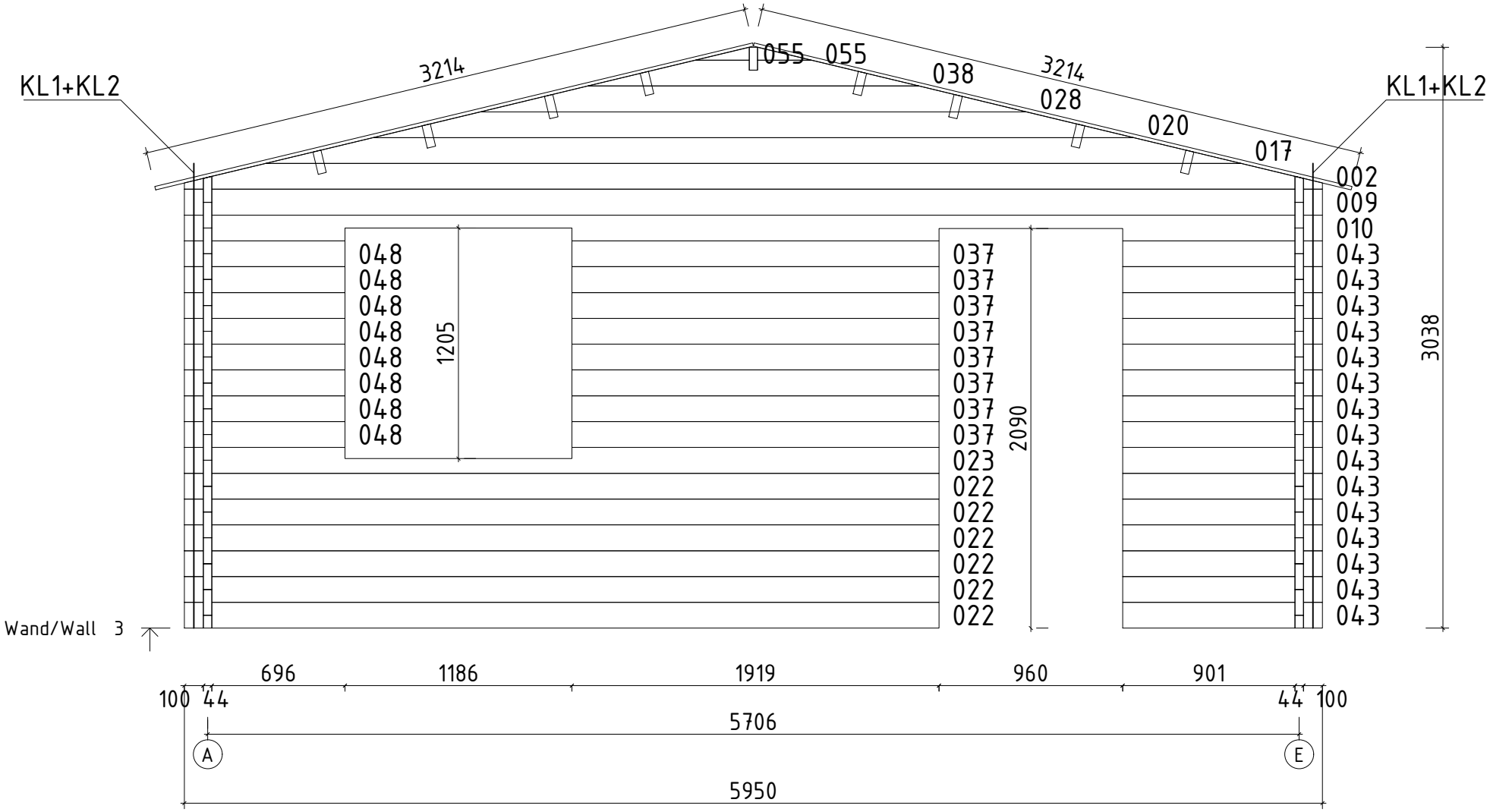

HORTON
dział architektoniczny

Name	Nice 6x6 Lux 595x595; 44		
Zeichnung/Drawing	WAND/WALL 3		VS44_NICE6x6
Profil/Profile 4.4x13.5	Maßtab/Scale 1:30	Druck auf/ Print on A4	Datum/Date 12.06.2025

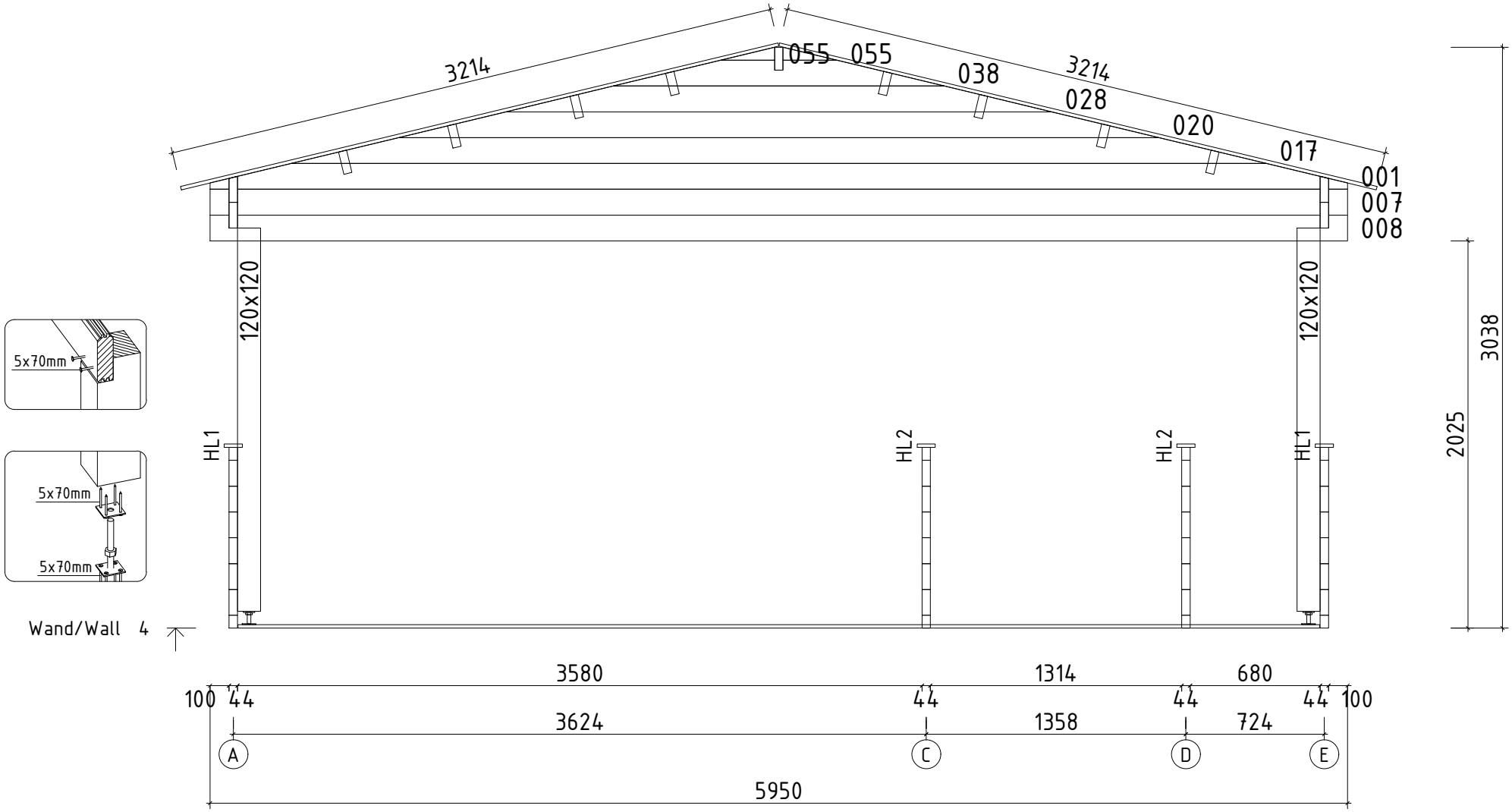

HORTON
dział architektoniczny

Name	Nice 6x6 Lux 595x595; 44		
Zeichnung/Drawing	WAND/WALL 4		VS44_NICE6x6
Profil/Profile 4.4x13.5	Maßtab/Scale 1:30	Druck auf/ Print on A4	Datum/Date 12.06.2025

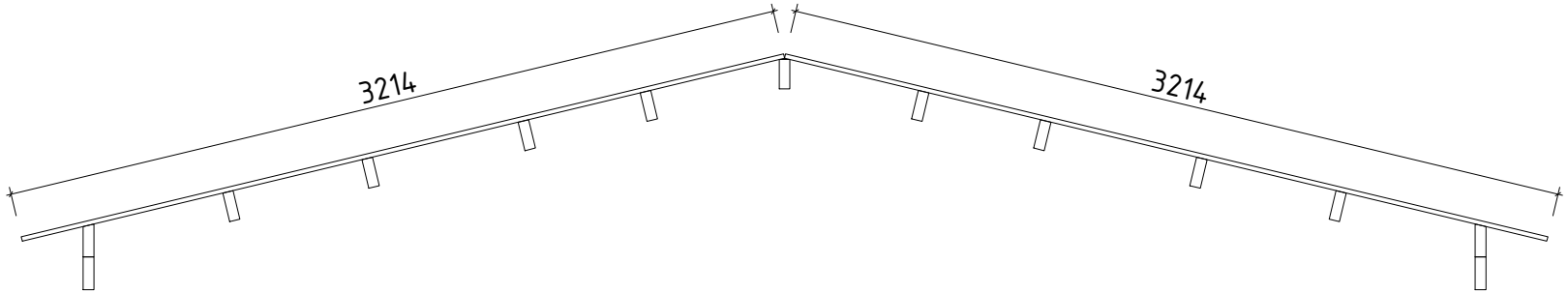

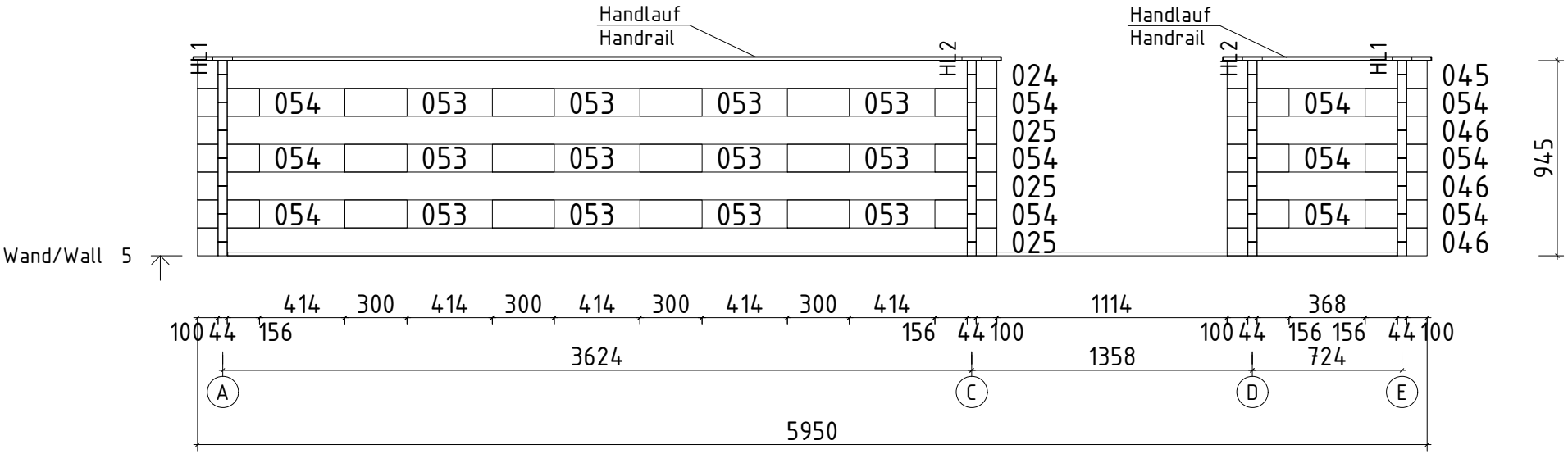

HORTON
dział architektoniczny

Name	Nice 6x6 Lux 595x595; 44		
Zeichnung/Drawing	WAND/WALL 5		VS44_NICE6x6
Profil/Profile 4.4x13.5	Maßtab/Scale 1:30	Druck auf/ Print on A4	Datum/Date 12.06.2025